

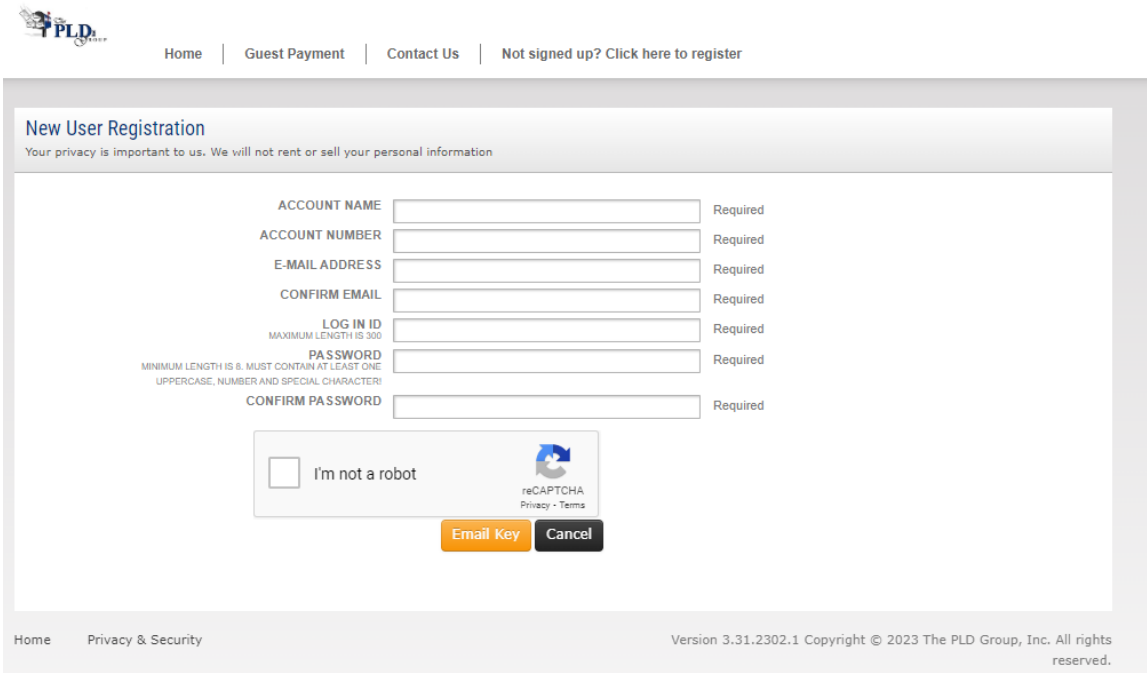
Guide to register as a User in smartPORTAL

First at <https://invoices.thepldgroupinc.com> select 'Register' at the top of the screen. You are not required to log in at this time.



The screenshot shows the smartPORTAL login interface. At the top, there is a navigation bar with links: Home, Guest Payments, and Register (highlighted in yellow). Below the navigation bar, on the left, is a 'Secure Login' section with fields for Username and Password, a Login button, and a link for 'Forgot Password'. Below this is a 'https' logo and a 'CompliAssure Secured powered by Aperia' badge. On the right, there is a large banner for 'e-Statements & Online Bill Pay for The PLD inc GROUP' with the tagline '...when you are ready to make a statement'. At the bottom, there is a footer with links: Home, FAQs, Privacy & Security, and a copyright notice: 'Version 3.31.1804.26762 Copyright © 2018 The PLD Group, Inc. All rights reserved.'

It might be a good idea to have a recent statement/invoice available. Due to banking (PCI) compliance, your information needs to be exact for the system to match your information. Fill out the following fields.



The screenshot shows the 'New User Registration' page. At the top, there is a navigation bar with links: Home, Guest Payment, Contact Us, and 'Not signed up? Click here to register'. Below the navigation bar, there is a 'New User Registration' section with a privacy notice: 'Your privacy is important to us. We will not rent or sell your personal information'. The registration form includes the following fields: ACCOUNT NAME (Required), ACCOUNT NUMBER (Required), E-MAIL ADDRESS (Required), CONFIRM EMAIL (Required), LOG IN ID (Required, with a note 'MAXIMUM LENGTH IS 300'), PASSWORD (Required, with a note 'MINIMUM LENGTH IS 8. MUST CONTAIN AT LEAST ONE: UPPERCASE, NUMBER AND SPECIAL CHARACTER!'), and CONFIRM PASSWORD (Required). Below the form, there is a checkbox for 'I'm not a robot' and a reCAPTCHA logo. At the bottom of the form, there are buttons for 'Email Key' and 'Cancel'. At the bottom of the page, there is a footer with links: Home, Privacy & Security, and a copyright notice: 'Version 3.31.2302.1 Copyright © 2023 The PLD Group, Inc. All rights reserved.'

Select 'Save'. If everything matches our system you will receive an email within a few minutes to have you verify your Account registration.



Registration Email Verification


Please enter the pin number below to complete your registration.

Your registration verification key is 56417.



This message was emailed to: [\[patti@thepldgroup.com\]](mailto:patti@thepldgroup.com)

Enter your key/code on this page.

 Pioneer Therapy Center E-Statements | Not signed up? [Click here to register](#)

New User Registration

Your privacy is important to us. We will not rent or sell your personal information

KEY

Required

Please check your email for the key. It should be sent to you shortly.

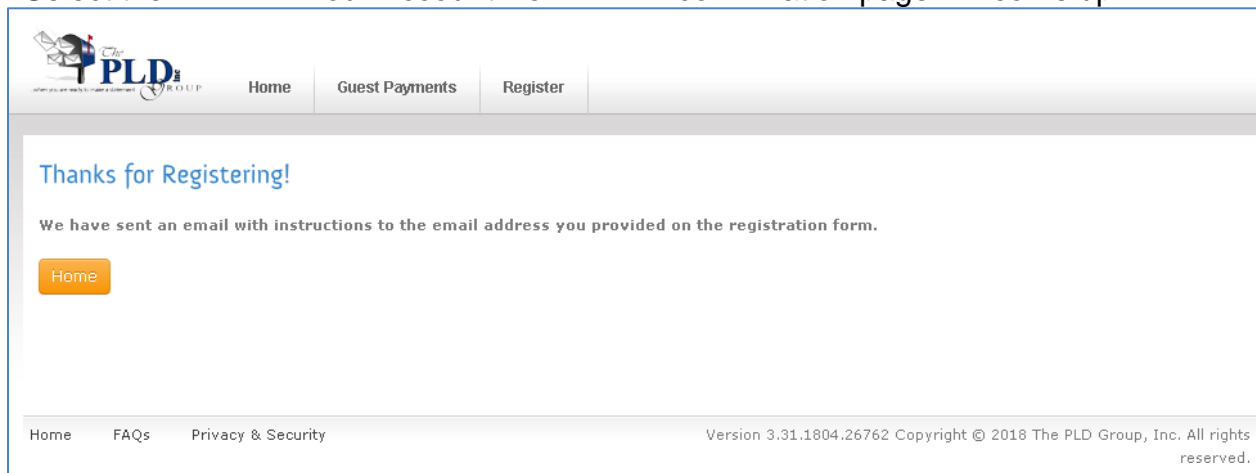
Save

Cancel

[Contact Us](#) | [Privacy/Disclosure](#)

Version 3.31.2302.1 Copyright © 2023 The PLD Group

Select the 'Activate Your Account Now' link. A confirmation page will come up.



Now you can enter your user name and password identified in the registration process and log in to pay your bill.